















Gamifikasi di Moodle

Tim Cyber Unika

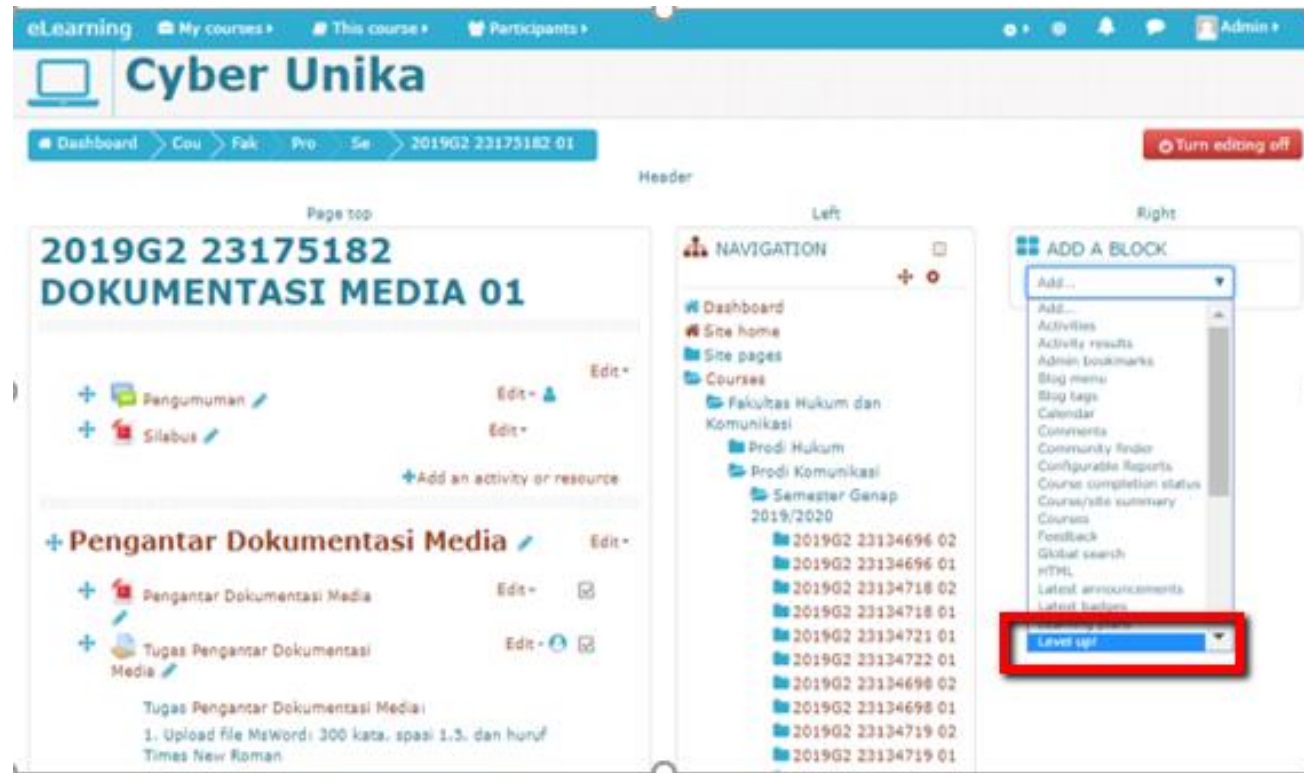
Mei 2020

Gamifikasi Level Mahasiswa

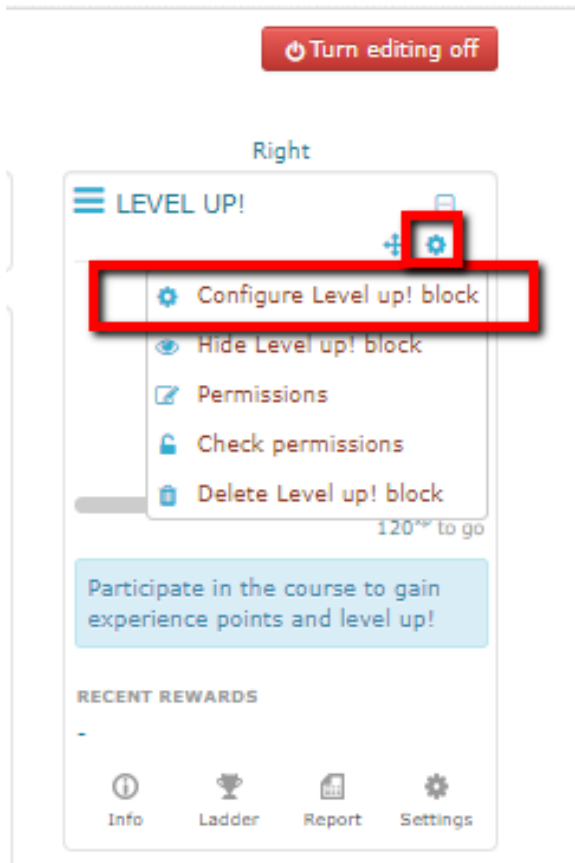
Salah satu jenis gamifikasi yang terdapat dalam Moodle dengan memberikan poin kepada mahasiswa yang mengikuti aktivitas dalam course/ mata kuliah. Elemen gamifikasi menunjukkan tingkatan kemajuan mahasiswa dalam mengikuti perkuliahan online.

Rank	Level	Participant	Total	Progress
1		 18g40011 KRISTIAN RUBY ZEN N A	8,700 ^{XP}	<div><div></div></div> 229 ^{XP} to go
2		 18g40005 AUREA STEPHANIE	5,295 ^{XP}	<div><div></div></div> 1,481 ^{XP} to go
3		 18g40003 JAP MIKHAEL RAY JOHANDI	4,976 ^{XP}	<div><div></div></div> 144 ^{XP} to go
4		 18g40002 CALVIN HUSODO	4,001 ^{XP}	<div><div></div></div> 1,119 ^{XP} to go
5		 19n20013 ARIEL EDMUNDO HAN K	3,935 ^{XP}	<div><div></div></div> 1,185 ^{XP} to go
6		 19n10010 KOO JAKOBUS ADRIAN H	3,805 ^{XP}	<div><div></div></div> 41 ^{XP} to go

Tahapan Pembuatan Gamifikasi: Masuk ke Course pilih Turn Editing off, pilih Add kemudian Level Up




Pilih Action Menu kemudian Configure Level upblock



Isikan Title dan introduction, kemudian sesuaikan pengaturan untuk “where this block appears” dan “on this page”

eLearning My courses This course

 **Cyber Unika**

Dashboard > Cou > Fak > Pro > Se > 201 > Lev > Configuration

Header

Configuring a Level Cyber-mu block

Configuring a Level Cyber-mu block

Expand all

Settings

Title Level Cyber-mu

Introduction Tingkatkan level Cyber-mu di sini!

Display recent rewards Yes

Where this block appears

On this page

Where this block appears

Original block location Course: MK1

Display on page types Any type of course main page

Default region Right

Default weight 0

On this page

Visible Yes

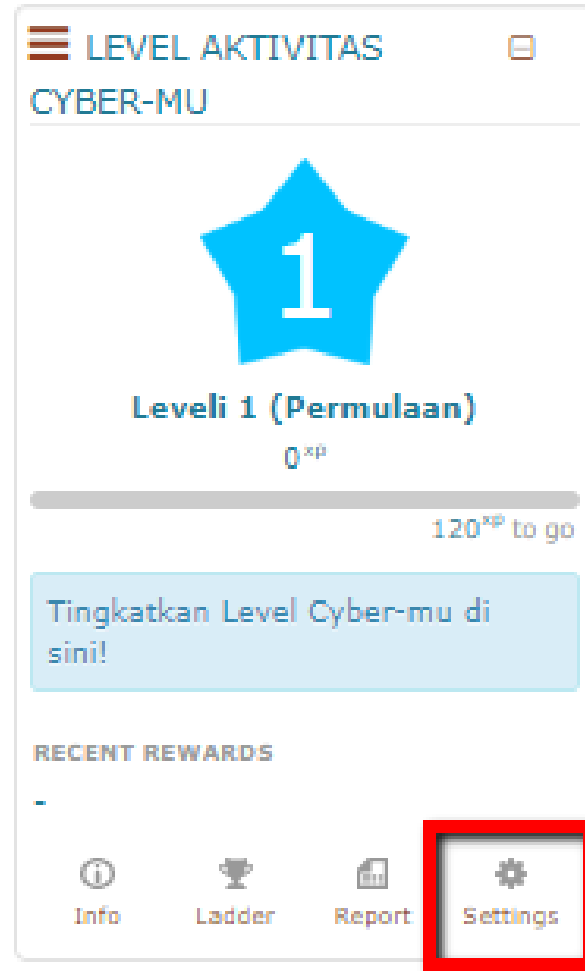
Region Left

Weight -4

Tampilan Gamifikasi



Pengaturan Gamifikasi, pilih Setting



Setting: pengaturan gamifikasi dengan pilihan untuk diaktifkan atau non aktifkan

eLearning My courses This course Participants

Cyber Unika

Dashboard Cou Fak Pro Se 2019G2 07185334 01

Page top

2019G2 07185334 STRUKTUR DATA 01

Course settings

Info Ladder Report Log Levels Rules Visuals Settings

★ Plus

Do you like the plugin? Please take a moment to add it to your favourites on Moodle.org and star it on GitHub.

General

Enable points gain Yes

Enable info page Yes

Enable level up notification Yes

Ladder

Enable the ladder ?

Yes

Anonymity ?

Display participants identity

Limit participants ?

Display everyone

Ranking ?

Display rank

Additional columns ?

Total
Progress

Cheat guard

Enable cheat guard ?

Yes

Max. actions in time frame ?

10 per 1 minutes

Time required between identical actions ?

3 minutes

Block appearance

Title ?

Level Aktivitas Cyber-mu

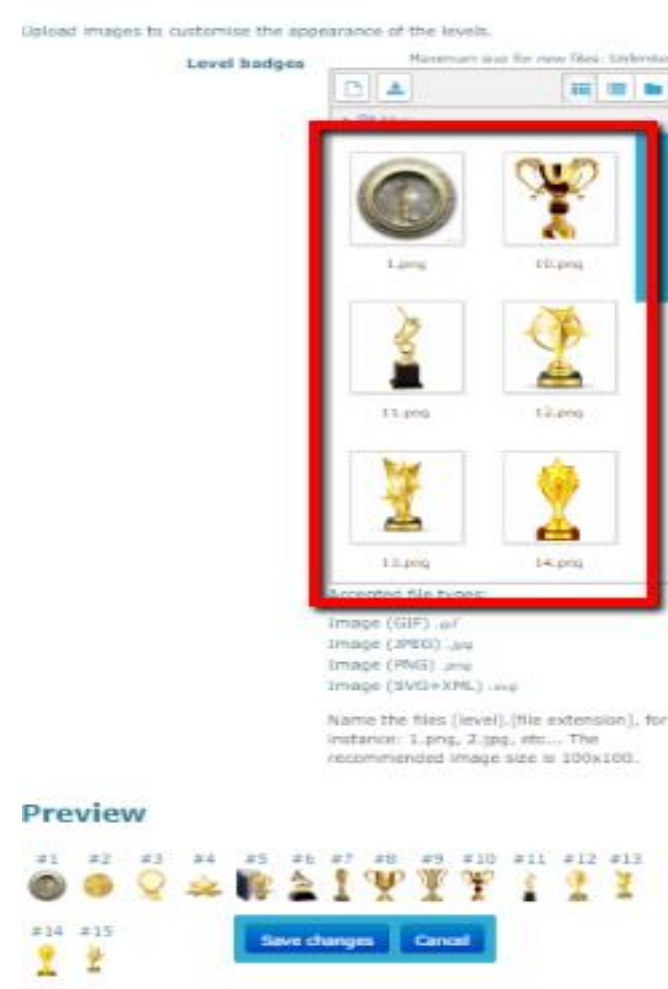
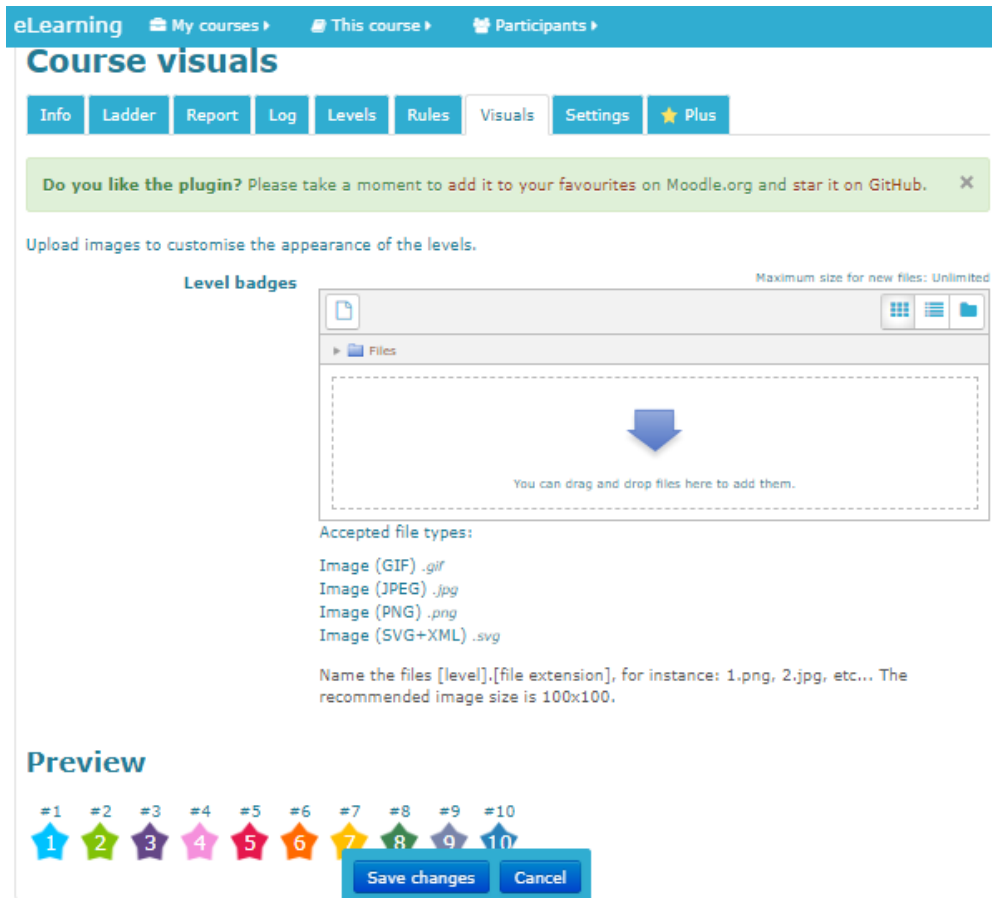
Introduction ?

Tingkatkan Level Cyber-mu di sini!

Display recent rewards ?

Yes

Pengaturan Visuals, logo visual bisa ditambahkan dengan logo visual yang diinginkan



Pengaturan Rules: memasukkan poin dan aktivitas yang dinilai

The screenshot shows the 'Rules' tab in the Moodle interface. At the top, there are tabs for 'Info', 'Ladder', 'Report', 'Log', 'Levels', 'Rules', 'Visuals', and 'Settings'. Below these is a 'Plus' button. A green notification bar asks if the user likes the plugin and suggests adding it to favorites on Moodle.org and starring it on GitHub. A blue informational box mentions that students can receive points for completing courses and activities. The main section is titled 'Events rules'. There are two rule configurations visible. The first rule is for '15 points are earned when:' and the condition is 'Attendance: Attendance taken by student'. The second rule is for '20 points are earned when:' and the condition is 'File: Course module viewed'. Both rule configurations have a red box around the points value and another red box around the event selection dropdown.

Info Ladder Report Log Levels Rules Visuals Settings

★ Plus

Do you like the plugin? Please take a moment to add it to your favourites on Moodle.org and star it on GitHub.

Did you know that with Level up! Plus students can receive points for completing courses and activities, or even receive points according to their grades? Discover more here.

Events rules

+ Add a rule

+ 15 points are earned when:

ANY of the conditions are true

+ The event is

Attendance: Attendance taken by student

+ Add a condition

+ Add a rule

+ 20 points are earned when:

ANY of the conditions are true

+ The event is

File: Course module viewed

+ Add a condition

+Add a condition:

The screenshot shows a dialog box titled 'Pick a condition type'. It contains four buttons: 'Specific event', 'Activity or resource', 'Event property', and 'Set of conditions'.

Pick a condition type

Specific event


Activity or resource

Event property

Set of conditions

Pengaturan Level:

eLearning My courses This course Participants

 **Cyber Unika**

Dashboard My 2019G2 23175182 01

2019G2 23175182 DOKUMENTASI MEDIA 01

Levels

Info Ladder Report Log Levels Rules Visuals Settings Plus

Do you like the plugin? Please take a moment to add it to your favourites on Moodle.org and star it on GitHub. ✕

General

Level count 10

Use the algorithm Yes ▼

Update and preview

Show more...

Level #1

Points required 0

Level name ? Level 1 (Permulaan)

Level description ? Memulai aktivitas Cyber

Level #2

Points required 120

Level name Level 2 (Kenalan)

Level description Kenal-kenal dikit dunia Cyber

Level #3

Points required 276

Level name Level 3 (Ikutan)

Level description Ikut-ikutan aktivitas Cyber

Log Aktivitas

eLearning

My courses

This course

Participants

Course log

InfoLadderReportLogLevelsRulesVisuals

SettingsPlus

Do you like the plugin? Please take a moment to add it to your favourites on Moodle.org and star it on GitHub.

Reset table preferences

First nameAll

ABCEFGHIJKLMNOQRSTUVWXYZ

SurnameAll

ABCEFGHIJKLMNOQRSTUVWXYZ

1234»

Event time	First name / Surname	Reward	Event name
Monday, 4 May 2020, 2:07 PM	19n20013 ARIEL EDMUNDO HAN K	20 ^{XP}	\mod_resource\event \course_module_viewed
Saturday, 2 May 2020, 4:39 PM	19n20013 ARIEL EDMUNDO HAN K	20 ^{XP}	\core\event \course_viewed
Saturday, 2 May 2020, 12:34 PM	19n20005 DANIEL PRASETYA WIDIANTO	20 ^{XP}	\core\event \course_viewed
Saturday, 2 May 2020, 11:57 AM	19n40004 GABRIELLA ALICIA SETIAWAN	20 ^{XP}	\core\event \course_viewed

Report: memungkinkan menyeleksi mahasiswa berdasarkan tingkat dan pengalaman penggunaan aktivitas di Moodle

eLearning My courses This course Participants

Course report

Info Ladder Report Log Levels Rules Visuals

Settings Plus

Do you like the plugin? Please take a moment to add it to your favourites on Moodle.org and star it on GitHub.

First name All

A B C D E F G H I J K L M
N O P Q R S T U V W X Y Z

Surname All

A B C D E F G H I J K L M
N O P Q R S T U V W X Y Z

1 2 3 4 »

First name / Surname	Level		Total	Progress	
18g40011 KRISTIAN RUBY ZEN N A	12	8,700 ^{XP}	229 ^{XP} to go		
18g40005 AUREA STEPHANIE	11	5,295 ^{XP}	1,481 ^{XP} to go		
18g40003 JAP MIKHAEL RAY JOHANDI	10	4,976 ^{XP}	144 ^{XP} to go		
18g40002 CALVIN HUSODO	10	4,001 ^{XP}	1,119 ^{XP} to go		
19n20013 ARIEL EDMUNDO HAN K	10	3,935 ^{XP}	1,185 ^{XP} to go		

Ladder: menunjukkan urutan mahasiswa berdasarkan tingkat/ ranking dan jumlah poin

eLearning My courses This course Participants

Dashboard > Cou > Fak > Pro > Se > 2019G2 07185334 01

Page top

2019G2 07185334 STRUKTUR DATA 01

Ladder

Info Ladder Report Log Levels Rules Visuals

Settings Plus

Do you like the plugin? Please take a moment to add it to your favourites on Moodle.org and star it on GitHub.

Rank	Level	Participant	Total	Progress
1		18g40011 KRISTIAN RUBY ZEN N A	8,700 ^{pp}	229 ^{pp} to go
2		18g40005 AUREA STEPHANIE	5,295 ^{pp}	1,481 ^{pp} to go
3		18g40003 JAP MIKHAEL RAY JOHANDI	4,976 ^{pp}	144 ^{pp} to go
4		18g40002 CALVIN HUSODO	4,001 ^{pp}	1,119 ^{pp} to go
5		19n20013 ARIEL EDMUNDO HAN K	3,935 ^{pp}	1,185 ^{pp} to go

Information: menunjukkan berapa banyak poin pengalaman (XP) diperlukan pada setiap tingkatan






eLearning My courses This course Participants

Info Ladder Report Log Levels Rules Visuals

Settings Plus

Do you like the plugin? Please take a moment to add it to your favourites on Moodle.org and star it on GitHub.

Add more information

#1  Level 1 (Permulaan) 0 ^{XP} Memulai aktivitas Cyber	#2  Level 2 (Kenalan) 120 ^{XP} Kenal-kenal dikit dunia Cyber
#3  Level 3 (Ikutan) 276 ^{XP} Ikut-ikutan aktivitas Cyber	#4  Level 4 (Ketahuan) 479 ^{XP} Mulai tahu cara-cara di Cyber
#5  Level 5 (Banyakan)	#6 